







A Back-to-School Project for Jr. CBA Advisors!

Start your school year off right with your own "SBDC" bookmarks!

Make several and share with your friends and classmates!

Chemistry  **A**stronomy 



Economy  **M**oney 



From your friends at CBA!


American  **B**ooks  **W**ashington 

Science  **G**eography  **P**erhaps 



From your friends at CBA!



Amadeus  **D**ream 


Fences  **C**amelot 

Our Town 

From your friends at CBA!

Word  **C**omputer 

Internet  **E**xcel 

Email 

From your friends at CBA!

Materials:

- Crayons or markers
- Scissors

Optional:

Cellophane Tape or
Contac Paper

Instructions:

1. Color in the letters outlined in black using the colors of the initial letter or your other favorite colors.
2. Cut out the bookmarks and start using!
3. For longer wear, press clear cellophane tape or clear Contac paper on both sides.