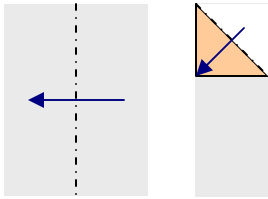




# An SBDC Airplane for Jr. CBA Advisors!

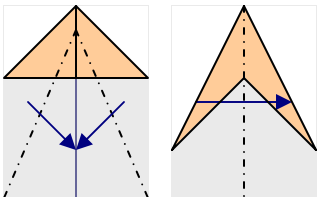
Construct your own SBDC airplane for flying small businesses owners to your local SBDC center!



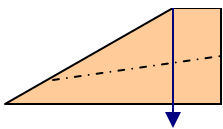
**Instructions:**

Follow arrows in number sequence. Use normal printer or stationery paper for best flying results.

- 1: Fold paper in half with design on inside.
- 2: Fold top corners out toward the middle.



- 3: Fold edges along dotted line toward the center.
- 4: Fold paper in half again.



- 5: Fold wings down at dotted line.
- 6: Figure should resemble an airplane. Fold edges up if plane nosedives.
- 7: Decorate to make it your own!

